

CABARRUS COUNTY

2022 NC DATA CARD

NORTH CAROLINA

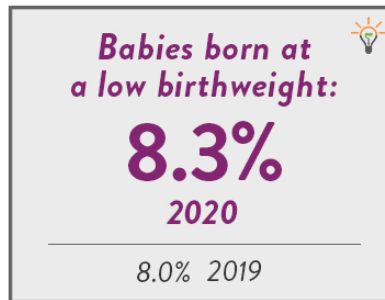
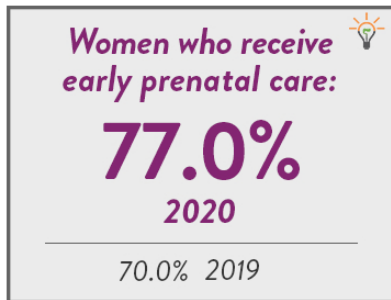
Child population: 2,259,727
 Percent under age six: 31.6%
 Number of live births: 116,755

CABARRUS

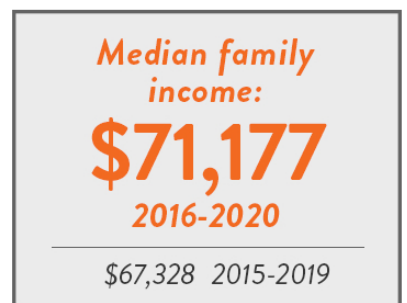
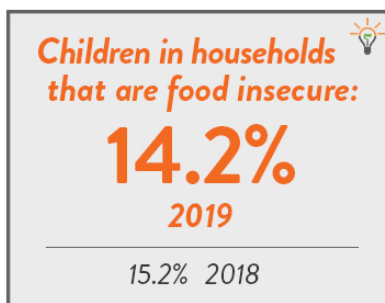
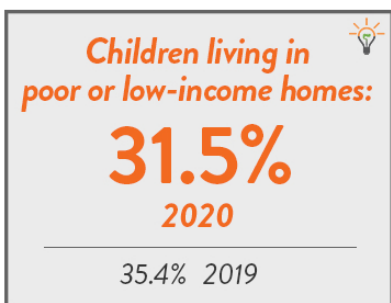
Child population: 53,105
 Percent under age six: 28.9%
 Number of live births: 2,541



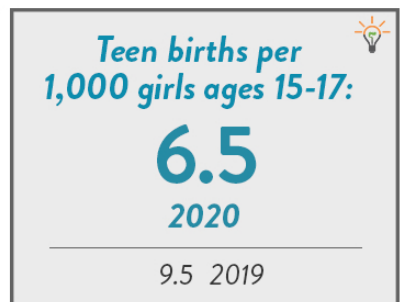
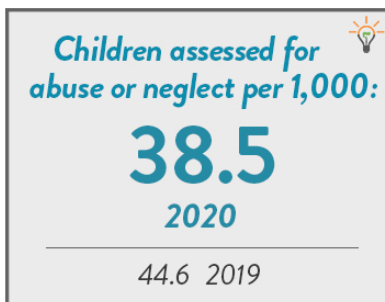
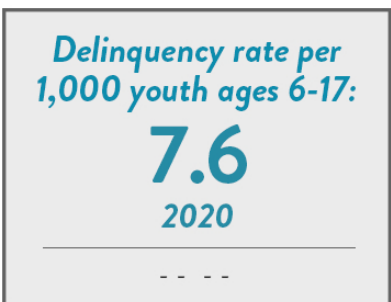
A STRONG START



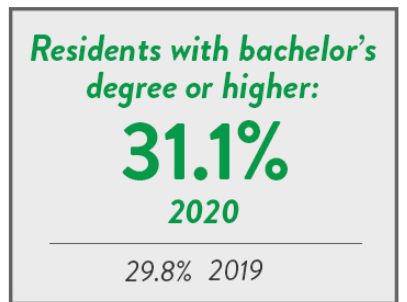
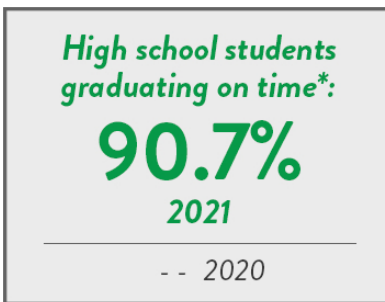
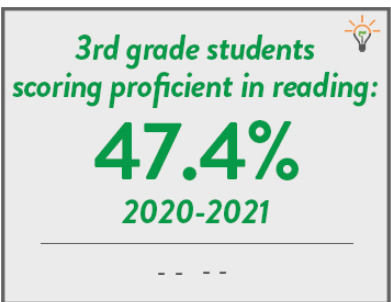

FAMILY ECONOMIC SECURITY




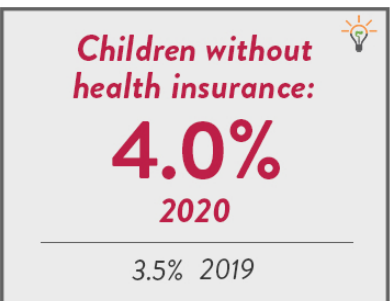

NURTURING HOMES & COMMUNITIES




HIGH-QUALITY EDUCATION




HEALTH & WELLNESS



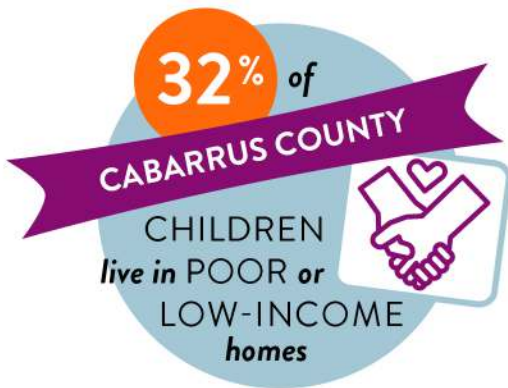
*Percentage is not reported if it is greater than 95% or less than 5%



NC Pathways to Grade-Level Reading Measure of Success.
 Learn more at: www.buildthefoundation.org/pathways.

NC Child
 The Voice for North Carolina's Children

Key data points for families in
CABARRUS
COUNTY




CHILD POVERTY IS A PROBLEM WE CAN SOLVE.

Before the pandemic, 2 out of 5 North Carolina children lived in poor or low-income households. In 2020 and 2021, Congress put forward several relief packages that had a major impact in helping families withstand loss of jobs and income. These policies – especially the one-year expansion of the Child Tax Credit – reduced child poverty to historically low levels during 2021. This showed that child poverty is a problem we have the power to solve. Let's keep moving forward to solve it.

HEALTH COVERAGE IS KEY FOR FAMILY FINANCIAL STABILITY.

When parents are insured, children are more likely to be insured as well. And coverage for parents protects families from medical debt and financial strain caused by illness or injury. Congress has created big incentives for states like North Carolina to expand health coverage to those who do not qualify for either Medicaid or subsidies under the Affordable Care Act. Expanding Medicaid in North Carolina would boost health and financial outcomes for children and their families in every county.



ABOUT THE COUNTY DATA CARDS

These County Data Cards highlight key indicators of child well-being that help policymakers understand where to target relief so that it is most sustainable and effective.

- These data benchmarks indicate how North Carolina's children were faring in 2020 – the first year of the pandemic.
- Many families continue to face increased stressors like job loss, hunger, and untreated health concerns. Traumatic episodes like these are shown to have long-term impacts on children's healthy development.
- These data points can help elected officials adopt policies and allocate funds to make all our communities stronger.



SHARE THIS COUNTY DATA CARD WITH LEADERS AND ELECTED OFFICIALS IN YOUR COMMUNITY!